

Wall Mounted Manual Soap Dispenser

TSL.470

The TSL.470 is a stainless-steel pump-action wall mounted soap dispenser, that utilises a concealed soap replenishment system.

All taps and accessories from The Splash Lab are fully compatible with the Concept Washroom range. By specifying directly with us, you gain exclusive project pricing, expert guidance from our specification team, and dedicated support from start to finish.

Finish	Codes	LRV*
● Satin	TSL.470.CS	58
● Black	TSL.470.BK	3
● Brass	TSL.470.BR	40
● Copper	TSL.470.CP	19
● Bronze	TSL.470.BZ	17

*Light reflectance value

+ Satin




+ Black




+ Brass



+ Copper



+ Bronze



Technical Data

Weight	420g
Recommended soap viscosity	100 to 3800cPs Liquid soap only. Not for use with foam soap, alcohol gel or hand sanitiser
Body	AISI316 stainless steel
Recommended soap system	TSL.ST Series, to be specified separately
Feed pipe connection	8mm push-fit connector to L-ST series feed system
Tested to	2,000,000 depressions
Standard discharge	1ml

Installation requirments

Wall cut out	Ø17mm diameter
Maximum Countertop thickness	12 - 50mm
Reservoir location	Soap reservoir must be mounted below the dispenser. The dispenser is not designed to draw soap from a reservoir mounted above.

Included

Wall Mounted Manual Soap Dispenser
TSL.470

Dispenser Mechanism

Wall flange large

Rubber backing washer

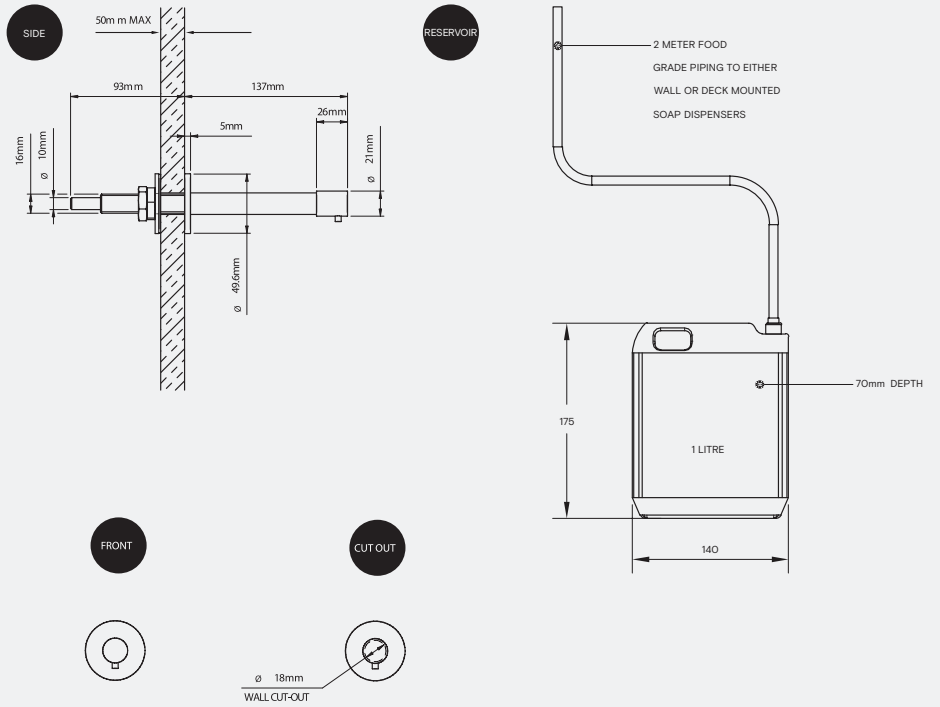
Steel backing washer

Fixing nuts

Pushfit elbow pipe connector

Straight push-in pipe connector

+ Technical drawing



Warranty & Spare parts


For warranty terms and conditions please visit www.thesplashlab.com

If additional spare parts are required and are not listed below, please contact us at info.uk@thesplashlab.com

Related products



Sensor Deck Mounted Soap Dispenser
TSL.420



Wall-Mounted Manual Tap
TSL.970



Radius Auspex Tap 220mm
TSL.894