

Deck Mounted Soap Dispenser


TSL.410

The TSL.410 is a stainless steel deck mounted soap dispenser, with a sleek and minimalist design.

All taps and accessories from The Splash Lab are fully compatible with the Concept Washroom range. By specifying directly with us, you gain exclusive project pricing, expert guidance from our specification team, and dedicated support from start to finish.

Finish	Codes	LRV*
● Satin	TSL.410.CS	58
● Black	TSL.410.BK	3
● Brass	TSL.410.BR	40
● Copper	TSL.410.CP	19
● Bronze	TSL.410.BZ	17

*Light reflectance value



Technical Data

Weight	700g
Material	AISI 304 Stainless Steel
Pump Type	Manual piston-type
Standard Discharge	1.0ml
Finish	Brushed
Recommended Soap Type	Liquid soap - <100 - 3800cPS viscosity. Not suitable for foam soaps, alcohol gels or hand sanitisers.
Soap Reservoir Capacity	1 Litre (standard) 5 Litres (optional remote feed)

Installation requirements

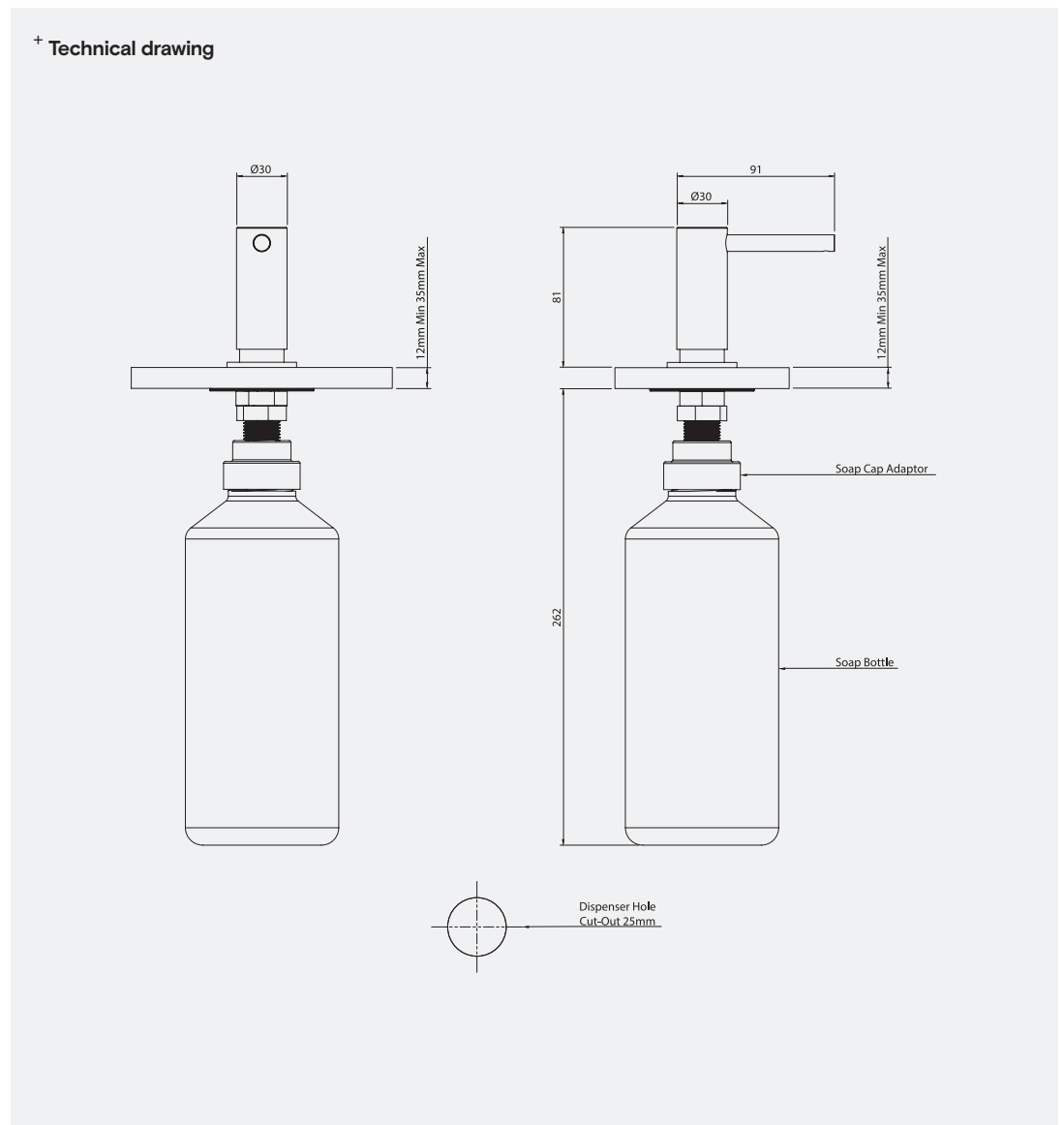
Countertop cut-out size	Ø25mm
Maximum countertop thickness	50mm
Access requirements	Soap reservoir must be accessible at for initial installation & commissioning and for ongoing/routine maintenance.
Washroom layout	Reservoir must be accessible for installation, commissioning and ongoing maintenance.

Included

Deck Mounted Soap Dispenser
TSL.410

1L Soap Reservoir
LFB1

+ Technical drawing



Warranty & Spare parts

For warranty terms and conditions please visit www.thesplashlab.com

If additional spare parts are required and are not listed below, please contact us at info.uk@thesplashlab.com

Related products



Sensor Deck Mounted Soap
Dispenser
TSL.420



Radius Auspex Tap 220mm
TSL.894




Wall Mounted Manual Soap
Dispenser
TSL.470

Additional views

A Setting out

B Installation

+ **Figure A**



+ **Figure B**

