

# Toilet Brush with Holder



TSL.323

The TSL.323 Toilet Brush with Holder is a minimalist practical, stylish, compact design; fit for purpose within high footfall sectors such as office, retail, museum, transport and hospitality.

All taps and accessories from The Splash Lab are fully compatible with the Concept Washroom range. By specifying directly with us, you gain exclusive project pricing, expert guidance from our specification team, and dedicated support from start to finish.

| Finish   | Codes      | LRV* |
|----------|------------|------|
| ● Satin  | TSL.323.CS | 58   |
| ● Black  | TSL.323.BK | 3    |
| ● Brass  | TSL.323.BR | 40   |
| ● Copper | TSL.323.CP | 19   |
| ● Bronze | TSL.323.BZ | 17   |

\*Light reflectance value



**Technical Data**

---

Material AISI304 stainless steel

---

Weight 1.5kg

---

**Installation requirments**

---

Substrate Must be fixed to a hard surface

---

**Compliance & certificates**

---

CE

---

UL

---

RoHS

---

UKCA

---

---

**Continued on following page**

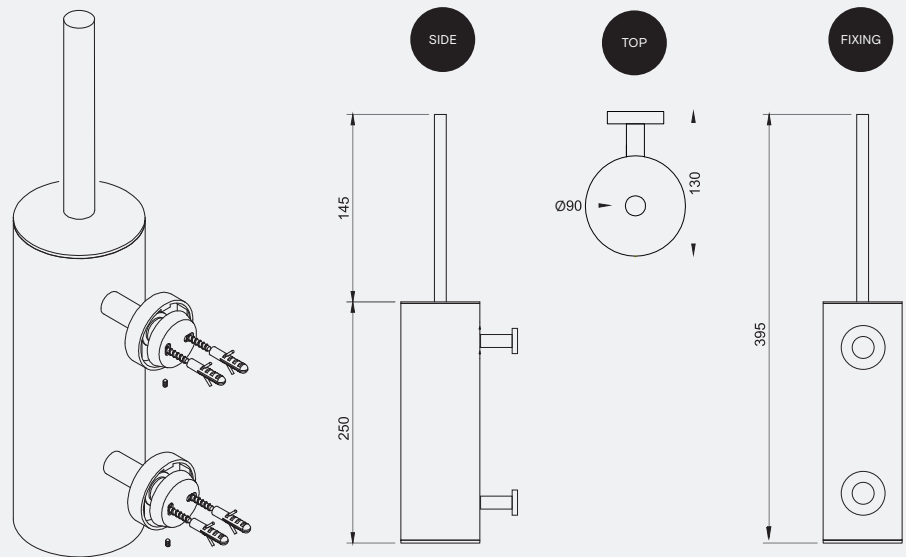
## Included

Toilet Brush with Holder  
TSL.323

Toilet Brush Head  
TSLP.323.H

Toilet Brush Liner  
TSLP.323.L

## + Technical drawing



## Warranty & Spare parts

For warranty terms and conditions please visit [www.thesplashlab.com](http://www.thesplashlab.com)

If additional spare parts are required and are not listed below, please contact us at [info.uk@thesplashlab.com](mailto:info.uk@thesplashlab.com)

| Part                                  | Codes      |
|---------------------------------------|------------|
| Toilet brush head replacement         | TSLP.323.H |
| Toilet brush holder liner replacement | TSLP.323.L |

## Related products



**10L Wall Mounted Sanitary Bin**  
TSL.908



**Single Toilet Roll Holder with Shelf**  
TSL.48



**Universal Hinged Grab Bar**  
TSL.GR45.U